

FRENCH FITNESS

FFE-PLHLP

FRENCH FITNESS EUREKA P/L ISO-LATERAL
HORIZONTAL LEG PRESS

ASSEMBLY MANUAL



FEATURES

- Paint Color: Silver
- Vinyl Color: Black
- 11 gauge steel
- High quality steel tube ASTM A36 with 50 x 80 x 3mm
- Tungsten Inert Gas (TIG) welding
- Quality PU leather
- Electrostatic powder coating
- California Residents see Prop 65 WARNINGS

TECH SPECS

- Weight: 326 lb (148 kg)
- Dimensions: 71"L x 60"W x 61"H (L:1780mm, W:1520mm, H:1530mm)






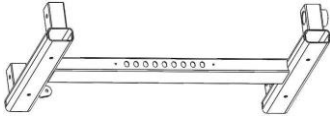
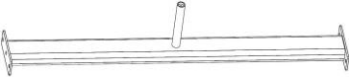


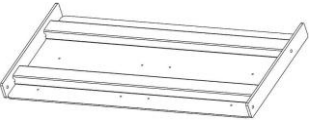

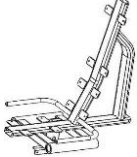
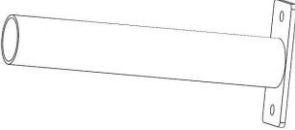





WARRANTY

10 Years Part, 1 Year Labor (Commercial)

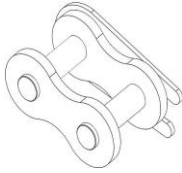
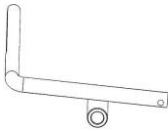



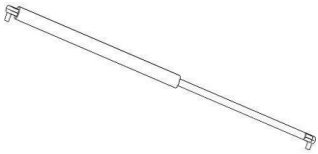
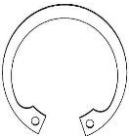


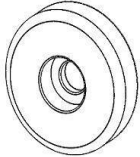



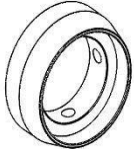
TABLE OF CONTENTS

PARTS LIST	4
PLASTIC PACKAGE SCREW SCHEDULE	6
MAIN FRAME ASSEMBLY STEPS.....	7

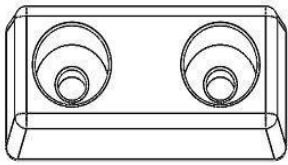
Parts list-1 (individual packaging)

					
No.1	8118-0900*1pc	No.2	8118-0100*1pc	No.3	8118-0200*1pc
					
No.4	8118-0600*1pc	No.5	8118-1200*1pc	No.6	8118-0500*1pc
					
No.7	8118-1100*1pc	No.8	8118-1300*1pc	No.9	8118-0400*1pc
					
No.10	0300*1pc	No.11	8118-0600*1pc	No.12	8118-0700*1pc
					
No.13	Barbell combination*4pcs	No.14	8118-0700B left*1pc	No.15	Cushion*1pc
					
No.16	0004*1pc	No.17	Back cushion*1pc	No.18	8118-0700C right*2pcs

Parts list-2 (assembly parts)

					
No.19	8118-1000*1pc	No.20	8118-1400*1pc	No.21	Stainless steel pedal*2pcs
					
No.22	Plunger*1pc	No.23	Galvanized shaft*2pcs	No.24	Spring*1pc
					
No.25	Circlip for 45 holes*4pcs	No.26	GT004*4pcs	No.27	Stainless steel plug*6pcs
					
No.28	Aluminum cap*4pcs	No.29	End plug*4pcs	No.30	Tube plug 0607*11pcs
					
No.31	Tube olug 0606*9pcs	No.32	Aluminum part*2pcs		

Parts list-3 (assembly parts)



No.33

Hard rubber*8pcs

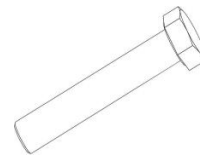
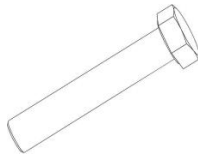
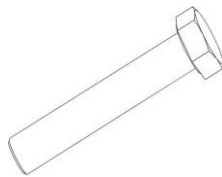
No.34

New foot pad cap*4pcs

No.35

Rubber sleeve*4pcs

Plastic package screw schedule-4 (standard parts)



A

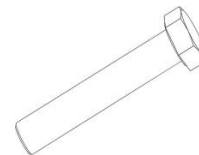
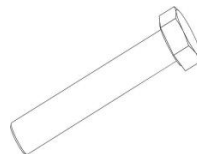
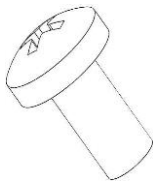
Hexagon head screws
M10*700

B

Hexagon head screws
M10*25

C

Hexagon head screws M10*125



D

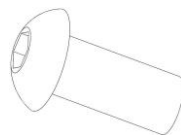
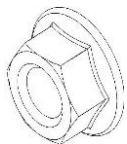
Cross recessed round head
screws M6*10

E

Hexagon head screws
M10*20

F

Hexagon head screws M10*95



G

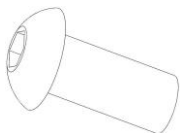
Locknut M10

H

Hexagon socket head screw
M6*20

I

Flat gasket M10

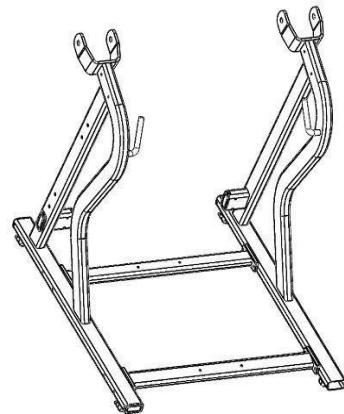
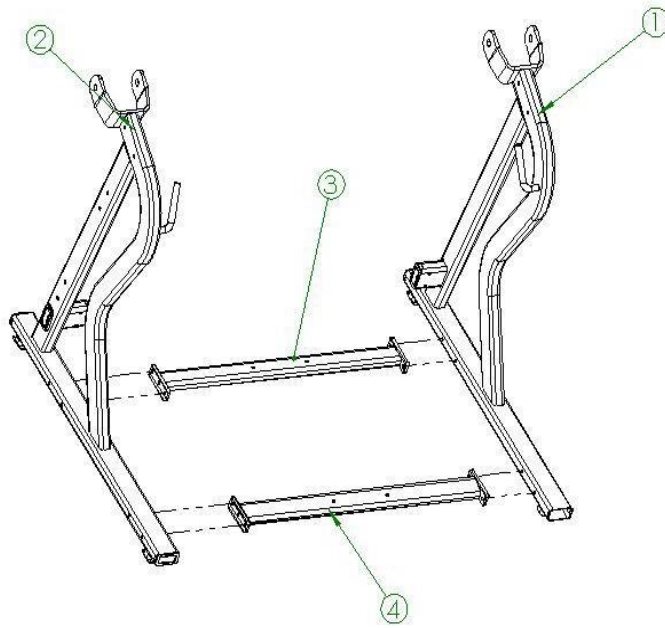


J

Hexagon socket head screw
M6*8

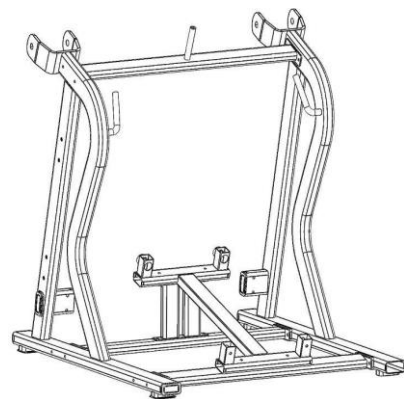
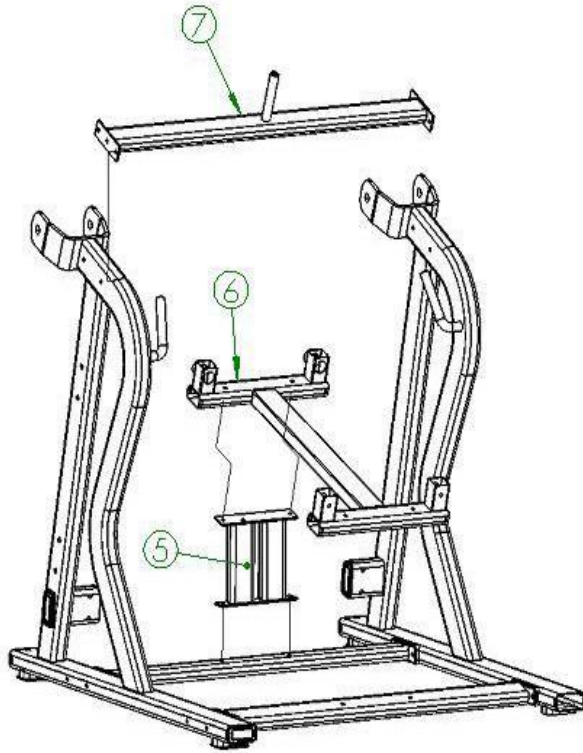
Main frame assembly steps

Step	No.	Name	Qty	No.	Name	Qty
1	No.1	8118-0900	1	C	M10*125	8
	No.2	8118-0100	1	I	Flat gasket	8
	No.3	8118-0200	1	G	Locknut M10	8
	No.4	8118-1600	1			
Tools/equipment		6# Hexagonal screwdriver, wrench				



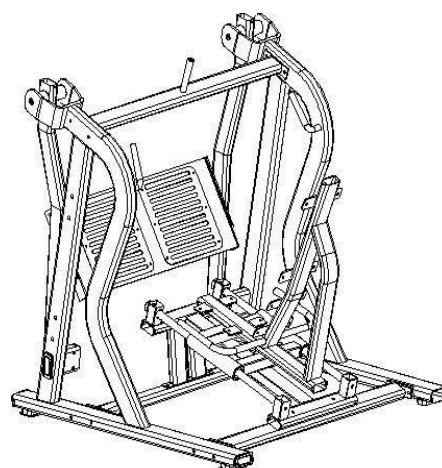
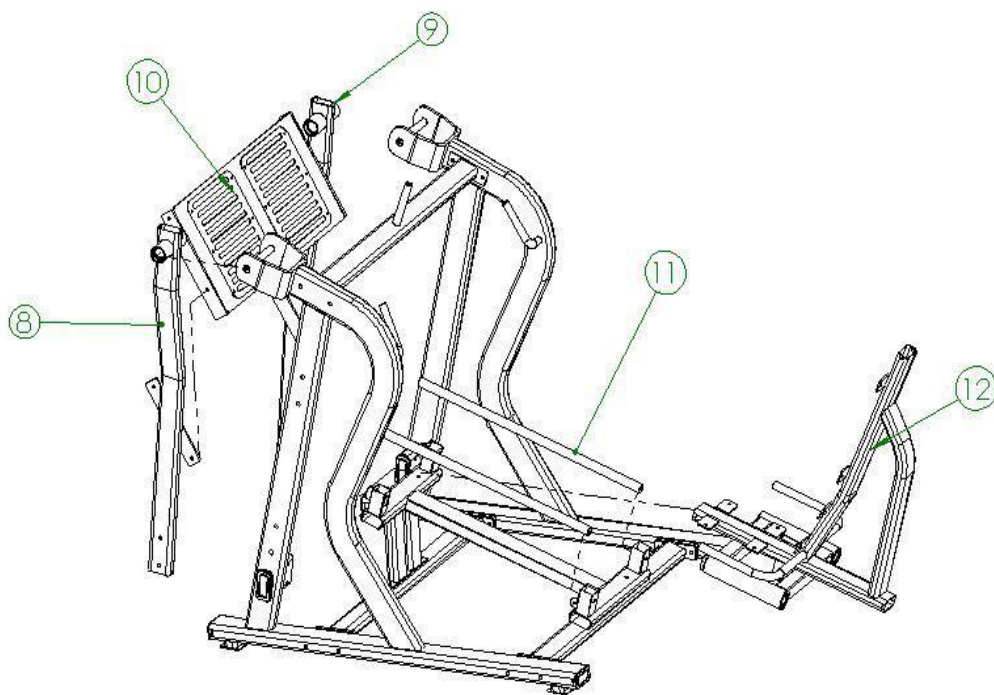
Main frame assembly steps

Step	No.	Name	Qty	No.	Name	Qty
2	No.5	8118-1200	1		M10*6	4
	No.6	8188-0500	1		M10 Locknut	8
	No.7	8118-1100	1		M10 Flat gasket	8
		M10*70	4			
Tools/equipment			6# Hexagonal screwdriver, wrench			



Main frame assembly steps

Step	No.	Name	Qty	No.	Name	Qty
3	No.8	8118-1300	1	No.12	8188-0700	1
	No.9	8118-0400	1			
	No.10	8118-0300	1			
	No.11	8118-0600	1			
Tools/equipment						



Main frame assembly steps

Step	No.	Name	Qty	No.	Name	Qty
4	No.13	Barbell combination	4	No.17	Back cushion	1
	No.14	8118-0700B	1		M10*70	16
	No.15	Cushion	1		M8*20	12
	No.16	8118-0004	1			
Tools/equipment						

