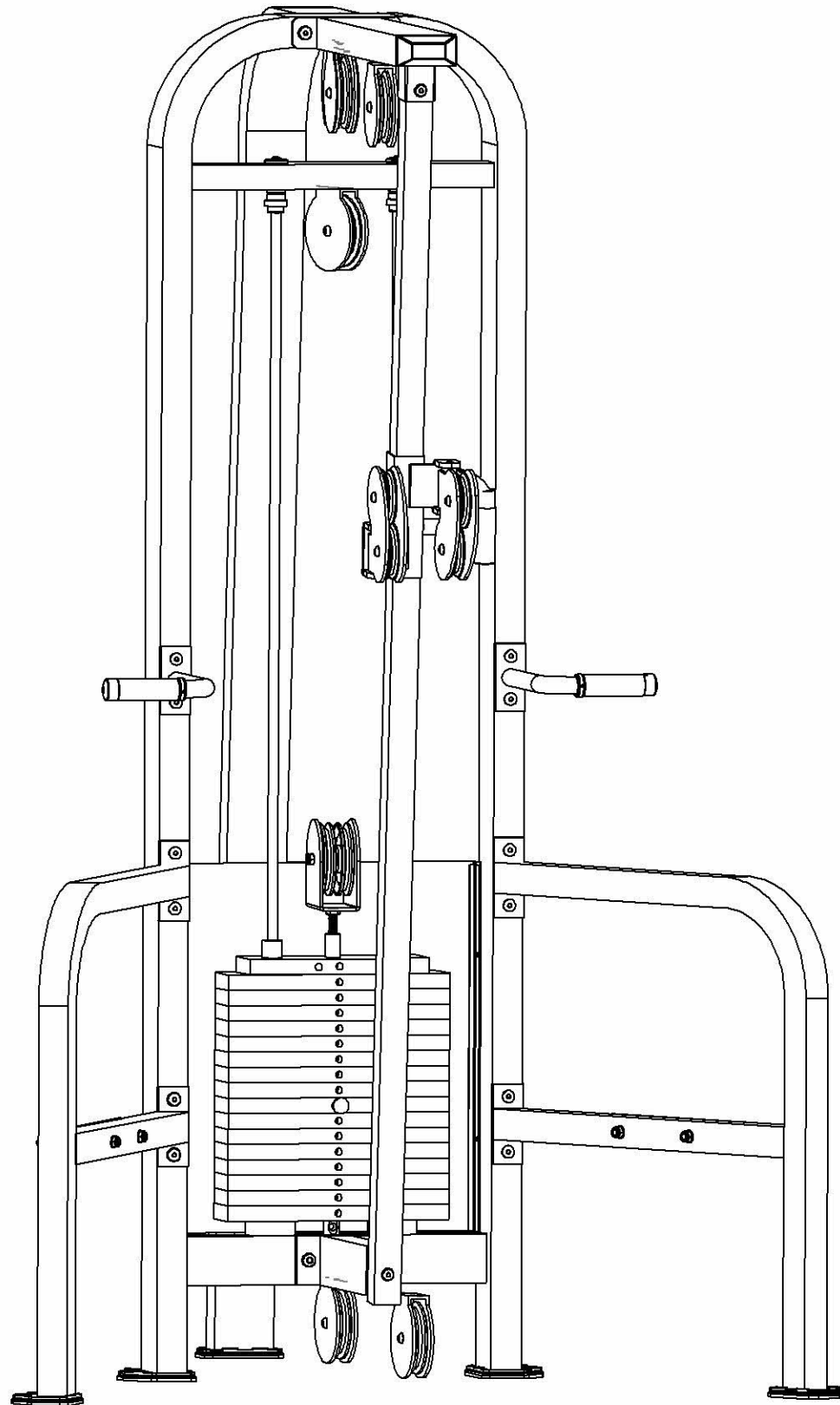


ASSEMBLY INSTRUCTION



PF-1010
Double pulley machine

Contents

PARTS LIST Page 3

Frame Assembly Page4

Weight Stack Assembly Page5

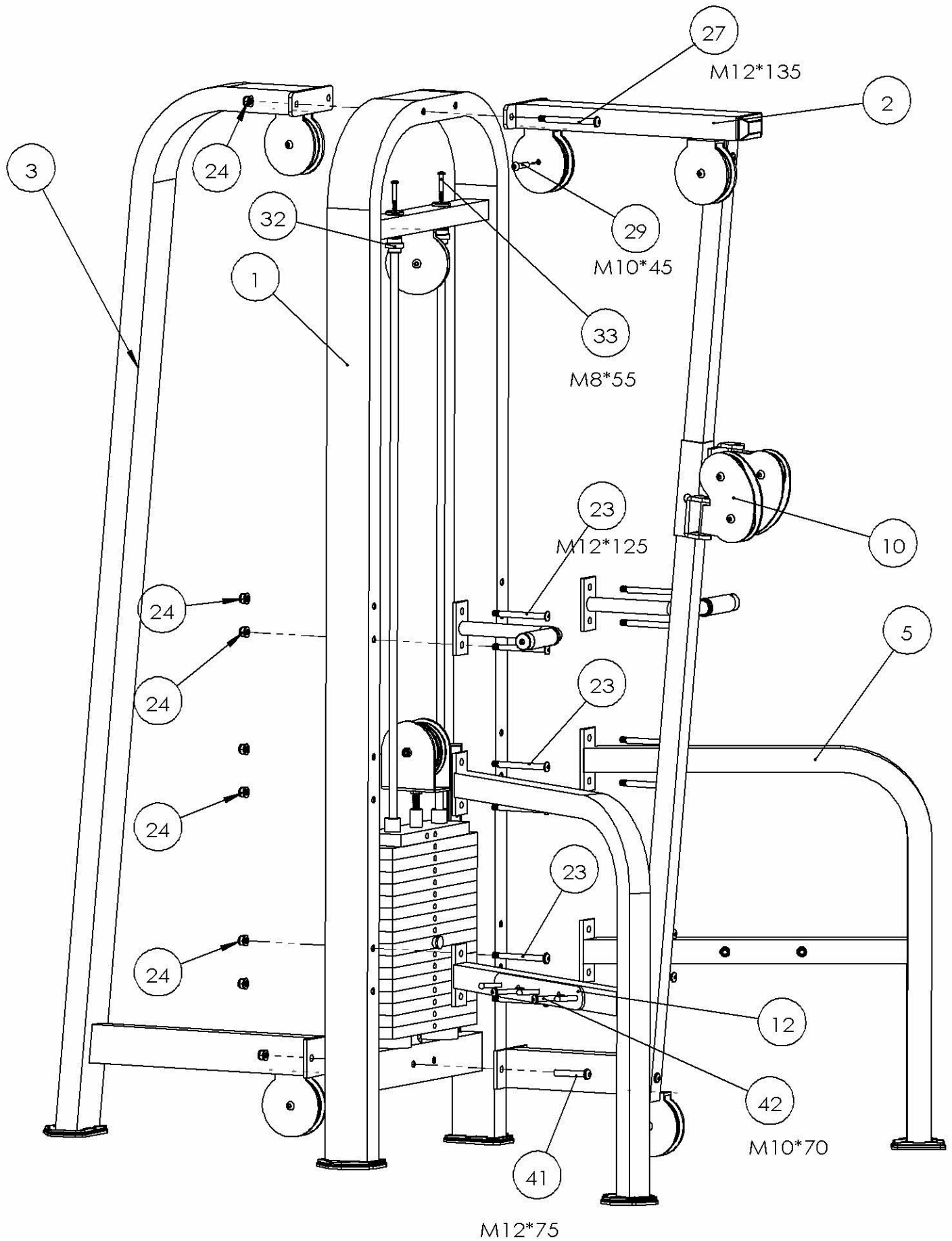
Image Page6

Parts List

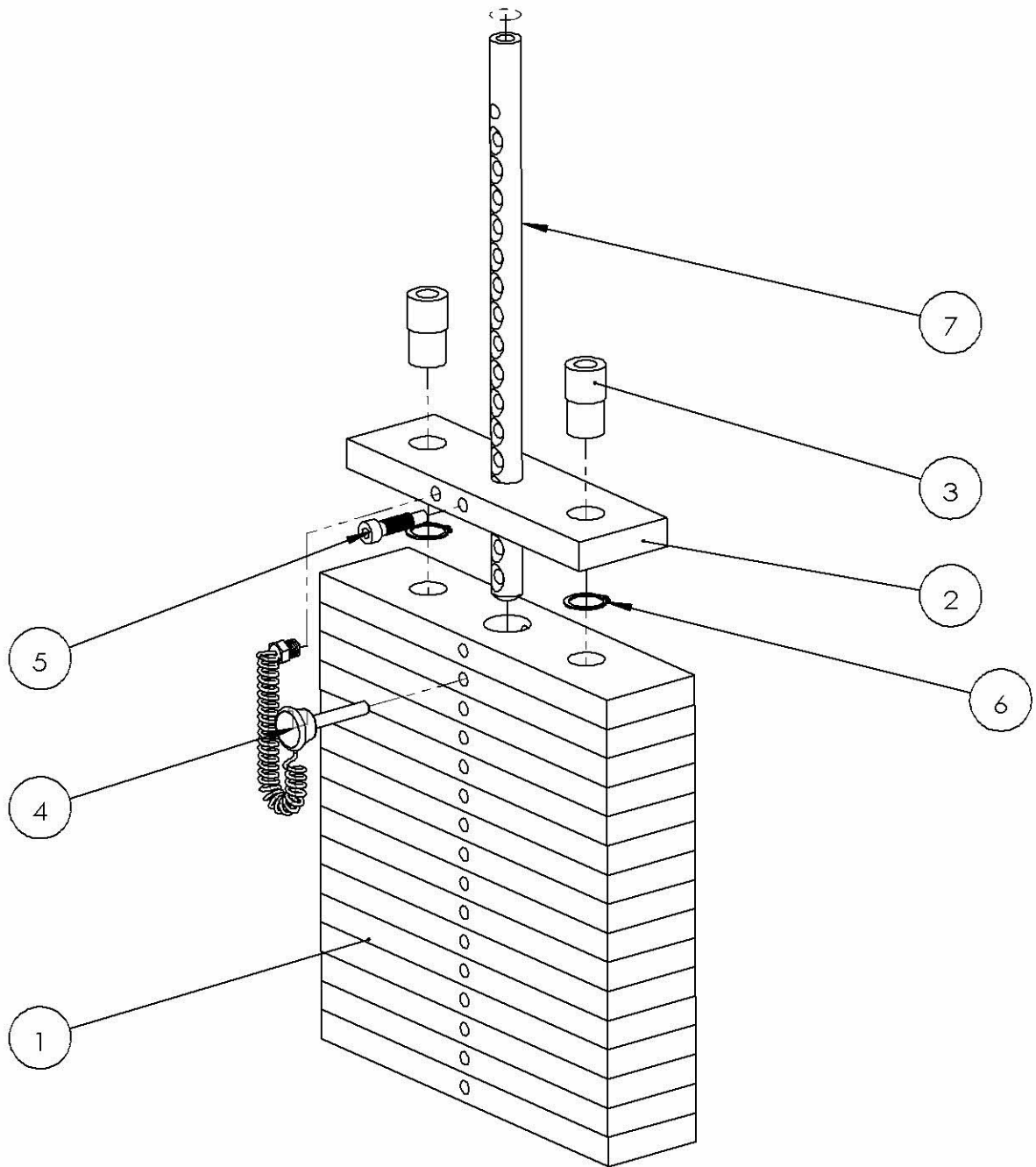
ITEM NO.	Description	QTY
1	Assy, Main Frame	1
2	Assy, Up Support	1
3	Assy, Back Support	1
5	Assy, right support	1
6	Assy, Weight Stqck	1
7	Plating	1
9	Pulley Cap	2
10	Pulley Cap	2
11	Wide Pulley Cap	1
12	Support Board	2
13	Grip	1
14	Handle	2
15	fromparent+	1
16	φ 114MM Pulley	8
17	φ 89MM Pulley	4
18	Rectangle Shoe, 40x80	3
19	Rectangle Shoe, 50x100	2
20	Rectangle Rubber Shoe, 40x80	2
21	Rectangle Rubber Shoe, 50x100	3
22	Washer, M12	22
23	Button Head Cap Screw M12X125	12
24	Nut, M12	16

ITEM NO.	Description	QTY
25	Washer, M10	10
26	Button Head Cap Screw M10*60	2
27	Button Head Cap Screw M12X125	2
28	Nut, M10	13
29	Button Head Cap Screw M10X45	10
30	Button Head Cap Screw M10X70	1
31	Guide Rod Sleeve	2
32	Guide Rod Sleeve Nut	2
33	Screw, M8X55	2
34	Grip, 100L	2
35	Grip Cap	2
36	Grip Ring	2
37	Acrylic Board	1
38	Right Edgings	1
39	Left Edgings	1
40	Rectangle Cap 50*100	1
41	Screw, M12X75	2
42	Button Head Cap Screw M10*70	4

Main Frame Assembly



Weeight Stack Assembly



ITEM NO.	Description	QTY
1	Underside Weight Plate	16
2	Top Weight Plate	1
3	Guide Rod Sleeve	2
4	Adjustable Bolt	1
5	Standing Bolt for The Top Weight Plate	1
6	φ 30 Shaft Clip	2
7	Pole, 17Hole	1